





RICHMOND

WELDING ROTATORS







PRODUCT SPECIFICATIONS



ROTATORS

PART NUMBER	CAPACITY	APPLICABLE WORK PIECE DIAMETER	POLYURETHANE ROLLER SIZE	DRIVEN ROLLER RPM RANGE	RPM ADJUSTMENT
058SA05-KIT	5000kg	250 TO 2000	250 DIA x 100	6-60RPM	 Variable Frequency Drive for all drive motors 
058SA10-KIT	10000kg	320 TO 2500	300 DIA x 120	6-60RPM	
058SA20-KIT	20000kg	500 TO 3300	350 DIA x 120	6-60RPM	
058SA30-KIT	30000kg	600 TO 3500	350 DIA x 120	6-60RPM	
058SA40-KIT	40000kg	600 TO 4000	400 DIA x 120	6-60RPM	
058SA50-KIT	50000kg	700 TO 4200	400 DIA x 120	6-60RPM	
058SA60-KIT	60000kg	750 TO 4500	450 DIA x 120	6-60RPM	
058SA80-KIT	80000kg	850 TO 4800	500 DIA x 120	6-60RPM	
058SA100-KIT	100000kg	1000 TO 5000	500 DIA x 120	6-60RPM	

CONVENTIONAL ROTATORS

PART NUMBER	CAPACITY	APPLICABLE WORK PIECE DIAMETER	POLYURETHANE ROLLER SIZE	DRIVEN ROLLER RPM RANGE	ROLLER POSITION ADJUSTMENT	RPM ADJUSTMENT
058CR2-KIT	2000kg	150 to 2000	200 DIA x 100	6-60RPM	 Manual handle operated lead screw or bolting 	 Variable Frequency Drive for all drive motors 
058CR5-KIT	5000kg	250 to 2500	250 DIA x 100	6-60RPM		
058CR10-KIT	10000kg	320 to 3000	300 DIA x 120	6-60RPM		
058CR20-KIT	20000kg	500 to 4200	350 DIA x 120	6-60RPM		
058CR40-KIT	40000kg	500 to 4500	400 DIA x 120	6-60RPM		
058CR60-KIT	60000kg	500 to 4500	450 DIA x 120	6-60RPM		
058CR80-KIT	80000kg	800 to 5500	500 DIA x 120	6-60RPM		
058CR100-KIT	100000kg	800 to 5500	500 DIA x 120	6-60RPM		

POSITIONERS

PART NUMBER	LOAD CAPACITY	ROTATIONS SPEED	TILTING AXIS SPEED	TILTING ANGLE RANGE	WORK TABLE DIAMETER	SPEED AND AXIS CONTROL
058POS-100	100kg	0.4 - 4RPM	2RPM	0-90°	400 DIA	 Variable Frequency Drive 
058POS-300	300kg	0.1 - 1RPM	1RPM	0-90°	600 DIA	
058POS-600	600kg	0.09 - 0.9RPM	0.42RPM	0-90°	1000 DIA	
058POS-1200	1200kg	0.05 - 0.5RPM	0.40RPM	0-120°	1200 DIA	
058POS-3000	3000kg	0.05 - 0.5RPM	0.23RPM	0-120°	1400 DIA	
058POS-5000	5000kg	0.05 - 0.5RPM	0.20RPM	0-120°	1500 DIA	
058POS-10000	10000kg	0.05 - 0.5RPM	0.20RPM	0-120°	2000 DIA	